

# CHERUBINI

tocco italiano dal 1947



## A510074 TIMER RADIO



TELECOMANDO TIMER MULTICANALE

**IT**

MULTI-CHANNEL TIMER REMOTE CONTROL

**EN**

MEHRKANAL FUNK-ZEITSCHALTUHR

**DE**

TÉLÉCOMMANDE TIMER MULTICANAL

**FR**

MANDO A DISTANCIA TIMER MULTICANAL

**ES**



ISTRUZIONI - INSTRUCTIONS - EINSTELLANLEITUNGEN  
INSTRUCTIONS - INSTRUCCIONES

## Index:

Set system time .....	pag. 14-15
Set working mode .....	pag. 16-17
Set timer parameters .....	pag. 18-19
Set Astro parameters .....	pag. 20-21

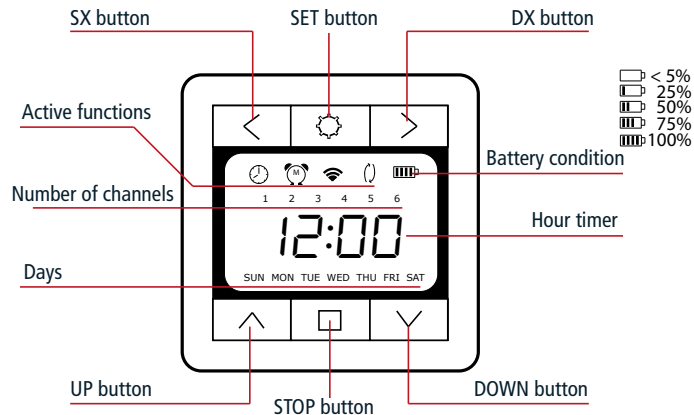
## EU DECLARATION OF CONFORMITY



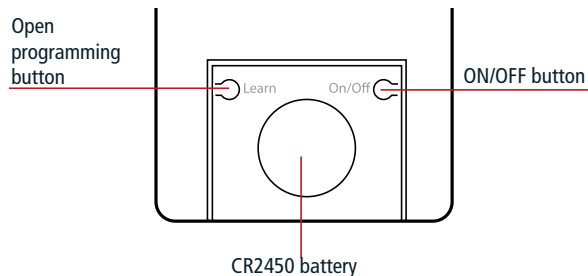
CHERUBINI S.p.A. declares that the product is in conformity with the relevant Union harmonisation legislation: Directive 2014/53/EU, Directive 2011/65/EU.  
The full text of the EU declaration of conformity is available upon request at the following website: [www.cherubini.it](http://www.cherubini.it).

## TECHNICAL FEATURES

Model:	Timer Radio
Battery:	CR2450
Operating temperature:	-20° C + 55° C
Transmit power:	<= 10 mW
Transmission frequency:	433.92 MHz
Stand-by current consumption:	~5 uA
Current consumption in transmission:	<= 20 mA

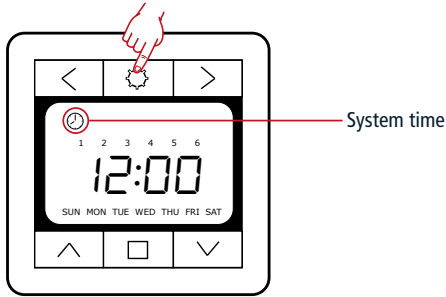


- SX and DX buttons: change channel;
- UP and DOWN buttons: motor control up or down;
- SET button: parameter setting input;
- STOP button: stops the motor;
- Press the SX and DX buttons at the same time to quickly change the timer mode settings from automatic to manual and vice versa;
- Press the SX and STOP buttons at the same time to quickly change the time settings from daylight savings time to standard time (daylight savings time +1).



- Open Programming button: reopen programming for a further 8 hours;
- ON/OFF button: button to switch the timer on or off.

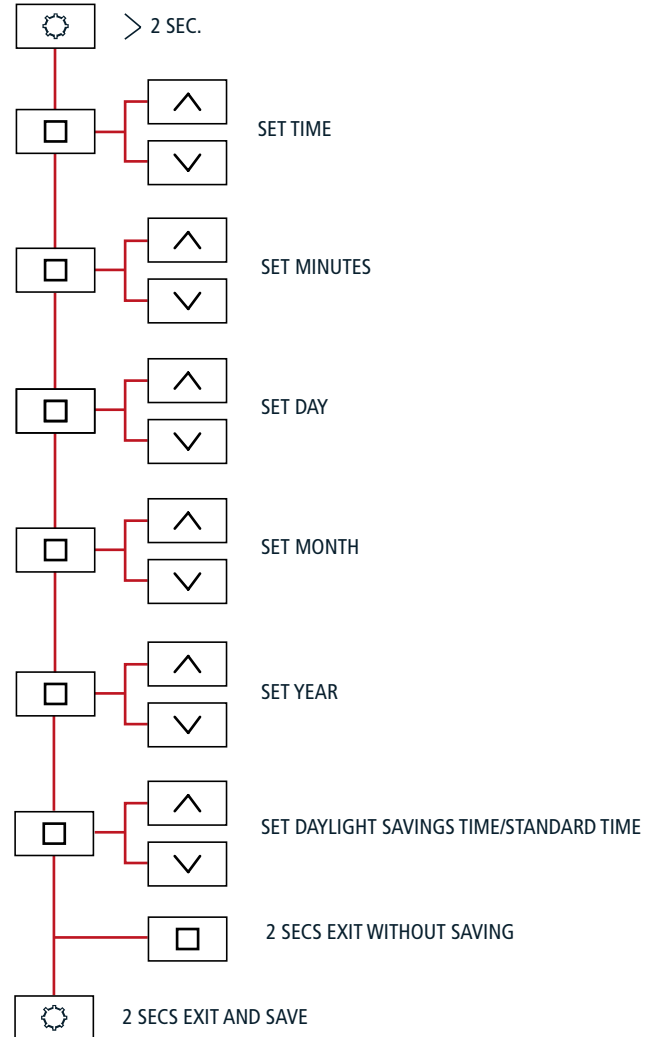
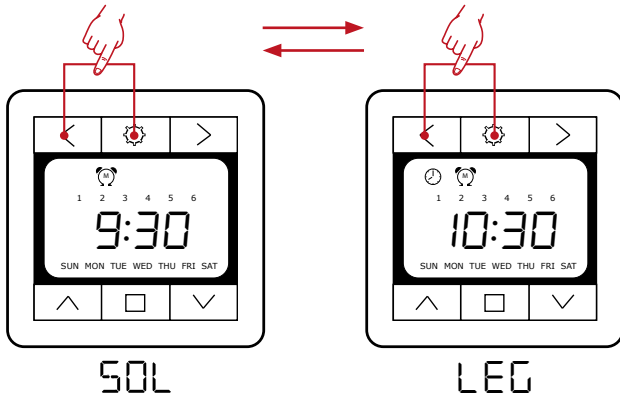
## SET SYSTEM TIME



### QUICK CHANGE FROM DAYLIGHT SAVINGS TIME TO STANDARD TIME

Pressing the SX and SET buttons at the same time will change the time setting from daylight savings time (SOL) to standard time (LEG) (daylight savings time +1).

The standard time (LEG) setting is displayed on the main screen, where the clock icon is always on.



## SET WORKING MODE



**Manual:** Radio timer functionality disabled, only manual channel control is enabled.



**Timer:** Radio timer functionality on with the following available options:

**Mon-Sun:** Option to program 1 ascent and 1 descent per day for each channel, different for each day;

**Mon-Sun:** Option to program 1 ascent and 1 descent per day for each channel, the same every day;

**Mon-Fri/Sat-Sun:** possibility to program one ascent and one descent per day for each channel, the same for weekdays and a different one for public holidays.



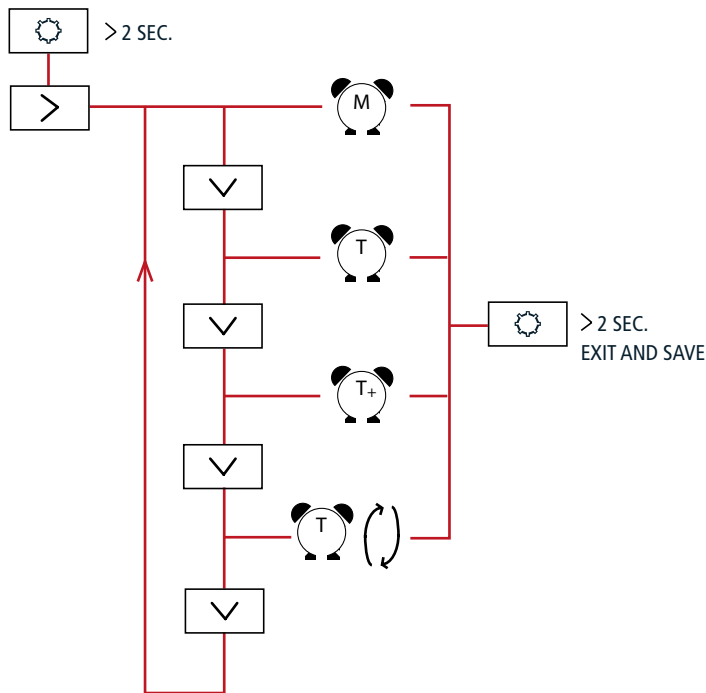
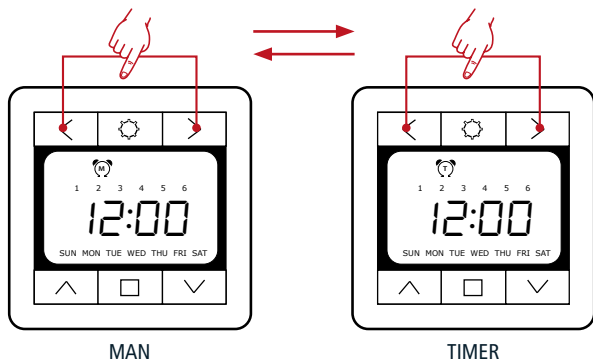
**Timer+:** active Radio Timer function with programming identical to T but with a "fluctuating" execution time of +/- 15 minutes with respect to the programmed time.



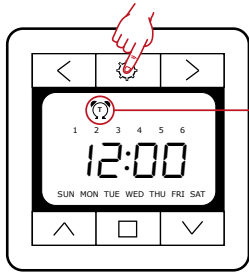
**Astro:** Radio timer function with sun tracking simulation. The Radio Timer commands the motors to open (UP) and close (DOWN) following the sunrise and sunset of the current day, according to the settings indicated in the astro parameters settings section.

## MANUAL QUICK CHANGE/TIMER

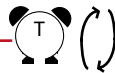
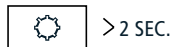
Pressing the SX and DX buttons at the same time switches the setting from automatic to manual timer mode and vice versa.



## SET TIMER PARAMETERS

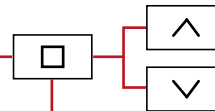


Set timer parameters

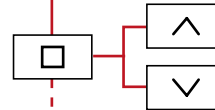


SET CHANNEL 1 ÷ 6

SET PG 01 ÷ 03



SET TIME



SET MINUTES



> 2 SEC. EXIT WITHOUT SAVING



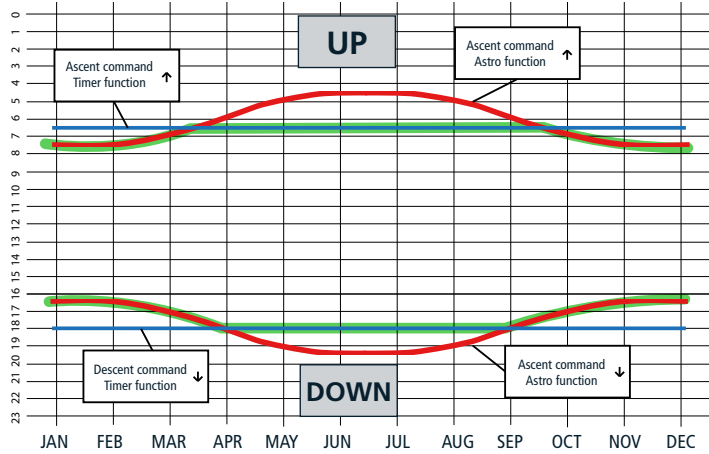
> 2 SEC. EXIT AND SAVE

### Available programs:

- PG01: the same every day of the week
- PG02: weekdays and public holidays
- PG03: different every day

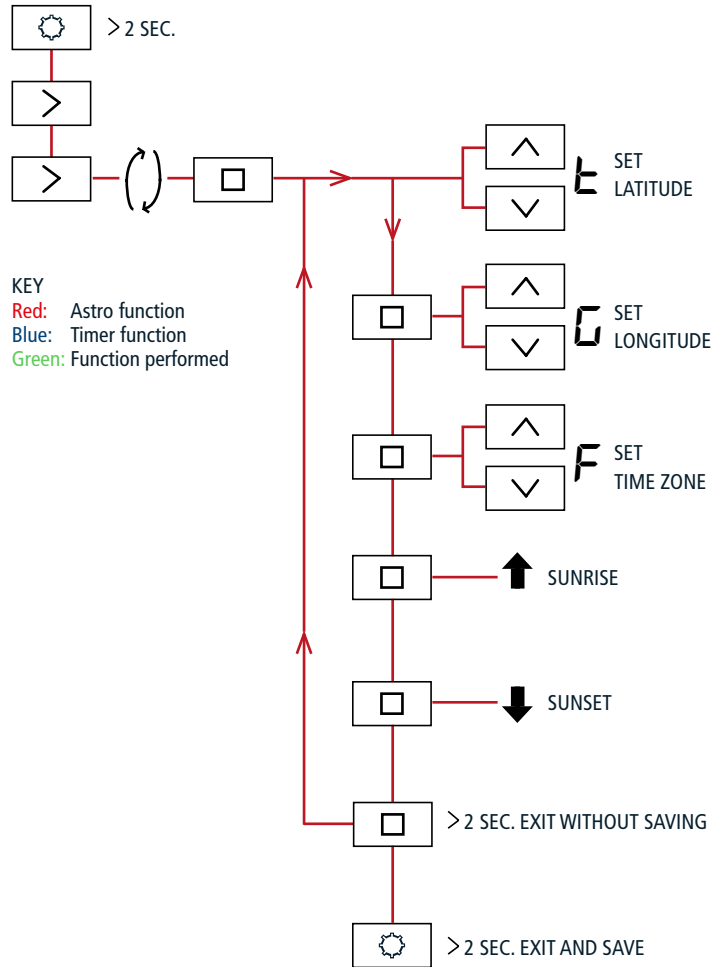
# SET ASTRO PARAMETERS

## Integration of Astro function with Timer programming



### Examples of Astro parameters

CITY	LATITUDE	LONGITUDE	ZONE
MILAN (IT)	45	9	01
ROME (IT)	41	12	01
BERLIN (DE)	52	13	01
LONDON (GB)	51	0	00
MADRID (ES)	40	-3	01



KEY  
 Red: Astro function  
 Blue: Timer function  
 Green: Function performed

**CHERUBINI S.p.A.**

Via Adige 55  
25081 Bedizzole (BS) - Italy  
Tel. +39 030 6872.039 | Fax +39 030 6872.040  
info@cherubini.it | www.cherubini.it

**CHERUBINI Iberia S.L.**

Avda. Unión Europea 11-H  
Apdo. 283 - P. I. El Castillo  
03630 Sax Alicante - Spain  
Tel. +34 (0) 966 967 504 | Fax +34 (0) 966 967 505  
info@cherubini.es | www.cherubini.es

**CHERUBINI France S.a.r.l.**

ZI Du Mas Barbet  
165 Impasse Ampère  
30600 Vauvert - France  
Tél. +33 (0) 466 77 88 58 | Fax +33 (0) 466 77 92 32  
info@cherubini.fr | www.cherubini.fr

**CHERUBINI Deutschland GmbH**

Siemensstrasse, 40 - 53121 Bonn - Deutschland  
Tel. +49 (0) 228 962 976 34 / 35 | Fax +49 (0) 228 962 976 36  
info@cherubini-group.de | www.cherubini-group.de

